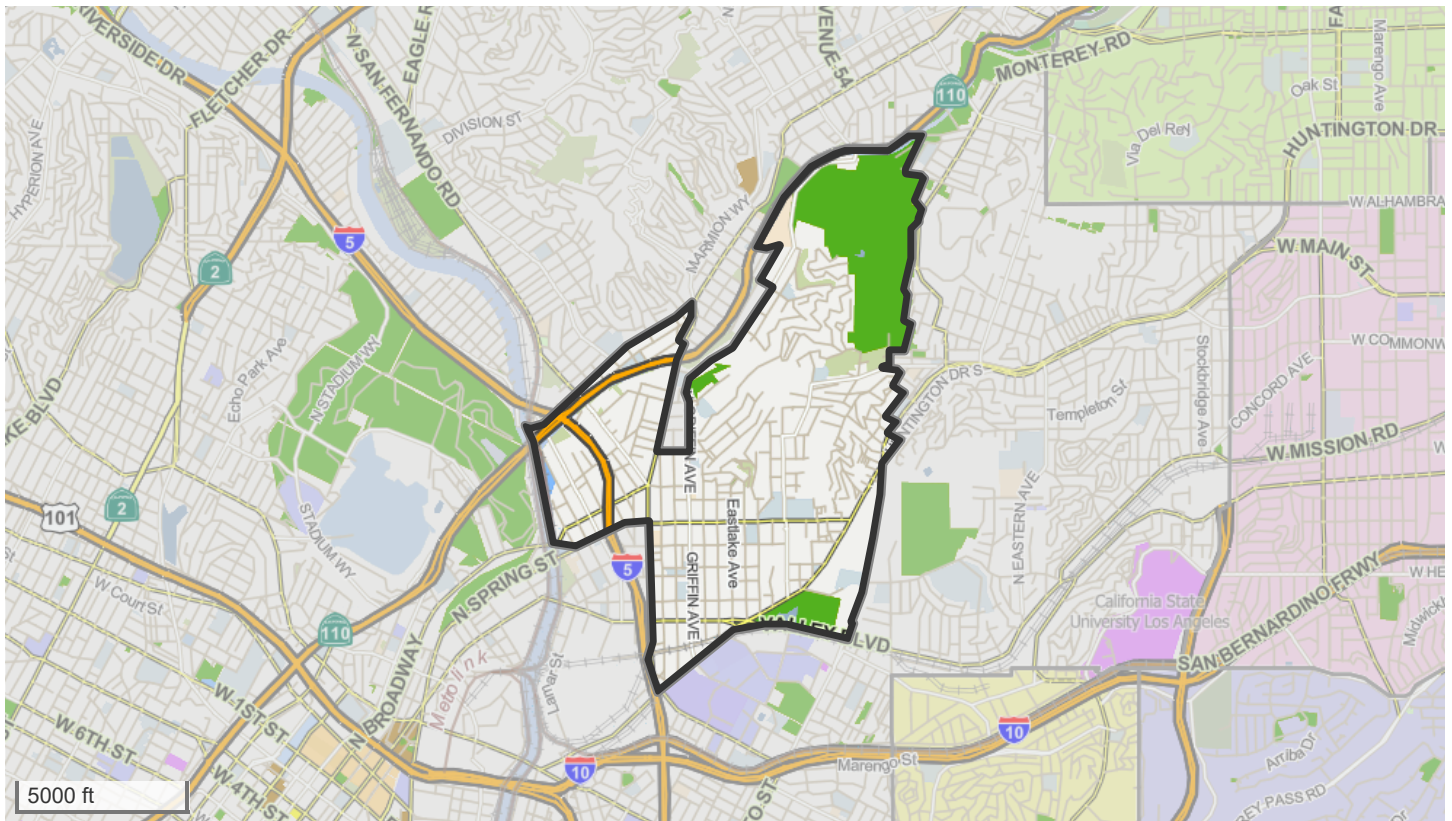




Community Health Profiles Los Angeles County Department of Public Health

Los Angeles - Lincoln Heights



Report Generated: **8/24/2024**

Interactive Report: https://apps.gis.lacounty.gov/static/DPH/community-profiles/?Geo_ID=csa_la_lincoln_heights

Community Health Profiles Home: <http://ph.lacounty.gov/community-health-profiles>

Community Safety



Neighborhood violence and crime can harm all members of a community, and when firearms are involved in a violent incident, the risk of death or severe injury increases. Living in communities with high rates of violence and crime not only exposes residents to a greater personal risk of injury or death, but it can also render individuals more susceptible to many adverse health outcomes.

People who are regularly exposed to violence and crime are more likely to suffer from chronic stress, depression, anxiety, and other mental health conditions. They are also less likely to be able to use their parks and neighborhoods for recreation and physical activity. In Los Angeles County, communities of color and low-income neighborhoods are disproportionately impacted by neighborhood violence and crime. Due to historical oppression, racism, and discrimination, people of color are often not provided the same opportunities and resources needed for individuals, including youth and families, to thrive.

Everyone has a role in promoting community safety. Community safety is more than just law enforcement: it involves everyone working together to create conditions for all people to feel a sense of belonging and to access the resources they need. Cities and communities can partner with community-based organizations to hire local peacemakers to calm neighborhood tensions, provide safe passages to schools and parks, and invest in mental health services and arts, culture, and recreational programs to promote healing and wellbeing. They can also connect to the Los Angeles County Department of Public Health's (Public Health's) [Gun Violence Prevention Platform](#) to support common sense policies and tools to improve local firearm safety.

The [Los Angeles County Office of Violence Prevention](#), housed within [Public Health](#), works to promote community safety by strengthening coordination, capacity, and partnerships to address the root causes of violence in the county; advancing policies and practices rooted in health equity to prevent all forms of violence; and facilitating healing within communities impacted by violence. To learn more, please visit the [Office of Violence Prevention's website](#). Through their website, you can also access in-depth [surveillance and prevention data](#) on [firearm deaths](#), homicides, and [suicides](#). For customized requests for data on community safety, please contact ovpdata@ph.lacounty.gov.

Indicators included in this section:

(Click Indicator Name to visit Open Data item)

- [Adults Reporting Their Neighborhood is Safe from Crime](#)

This indicator provides information about the percentage of adults ages 18 years and older who reported that their neighborhood is safe from crime. Information is based on self-reported data.

Living in communities with high rates of violence and crime not only exposes residents to a greater personal risk of injury or death, but it can also render individuals more susceptible to many adverse health outcomes. People who are regularly exposed to violence and crime are more likely to suffer from chronic stress, depression, anxiety, and other mental health conditions. They are also less likely to be able to use their parks and neighborhoods for recreation and physical activity.

- [Children with Easy Access to a Safe Place to Play](#)

This indicator provides information about the percentage of children ages 1-17 years with easy access to a safe place to play. Information is based on caregiver report.

Parks, playgrounds, and other safe places are vital community assets that provide spaces where children can engage in physical activity and build critical cognitive, social, and emotional skills through peer interactions and play. They also serve as spaces where all members of a community can gather and socialize, thereby promoting community cohesion.

- [Violent Crime Rate](#)

This indicator provides information about the number of violent crimes per 100,000 population. Information is based on location of residence. Violent crimes included are murders, nonnegligent homicides, rapes, robberies, and aggravated assaults.

Neighborhood violence and crime can have a harmful impact on all members of a community. Living in communities with high rates of violence and crime not only exposes residents to a greater personal risk of injury or death, but it can also render individuals more susceptible to many adverse health outcomes. People who are regularly exposed to violence and crime are more likely to suffer from chronic stress, depression, anxiety, and other mental health conditions. They are also less likely to be able to use their parks and neighborhoods for recreation and physical activity.

- [Homicide Rate](#)

This indicator provides information about the five-year aggregated mortality rate (deaths per 100,000 population) from homicides. Mortality rate is based on location of residence and has been age-adjusted to the 2000 US standard population.

Violence is a public health crisis in the US, with gun violence being a major driver. Almost three quarters of homicides involve firearms. In the US, the age-adjusted homicide rate from firearms is more than 20 times higher than in the European Union or in Australia. Significant disparities by age, sex, and race and ethnicity exist, with young adults ages 15-34 years, males, and Black individuals most disproportionately impacted. Comprehensive prevention strategies should work to address the underlying physical, social, economic, and structural conditions known to increase risk.

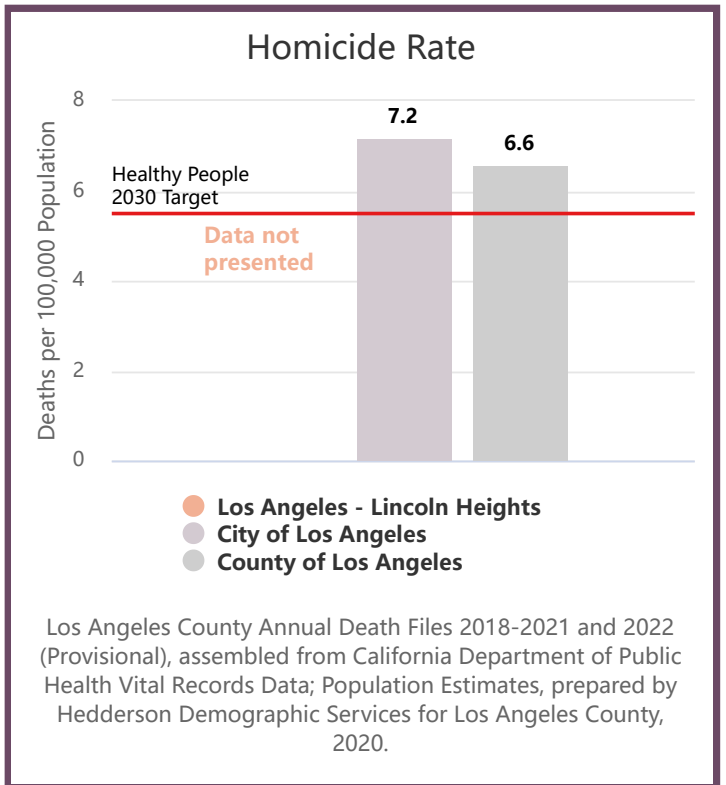
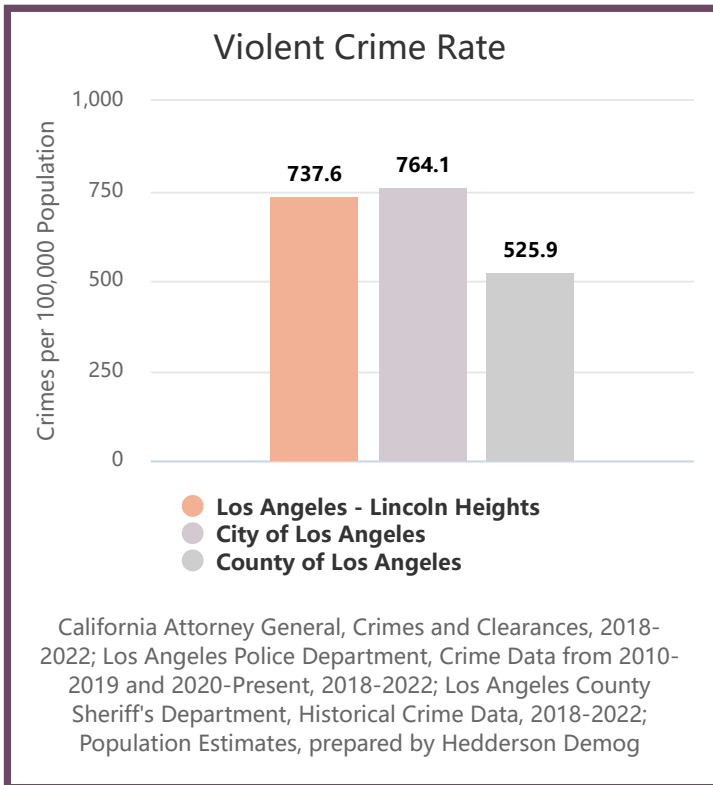
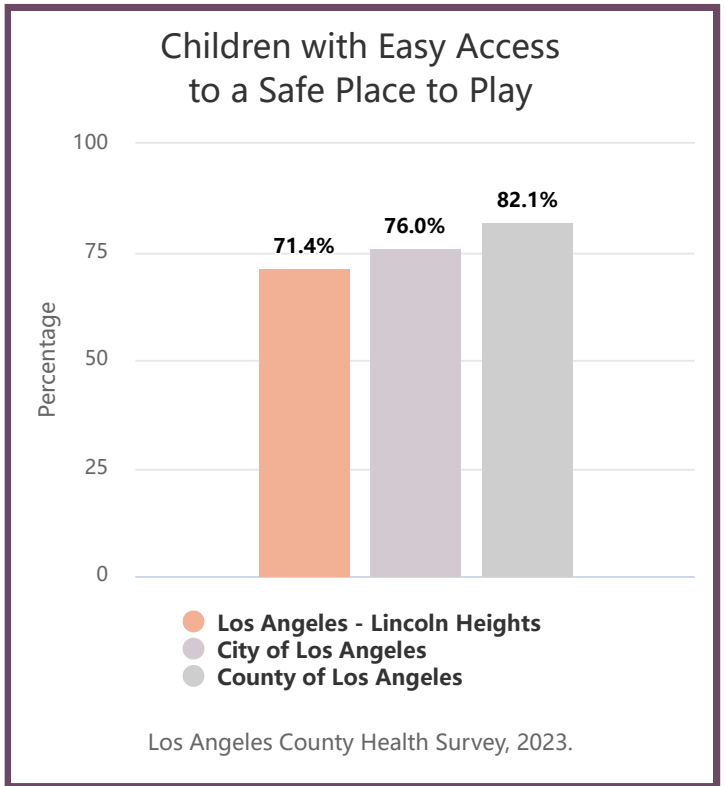
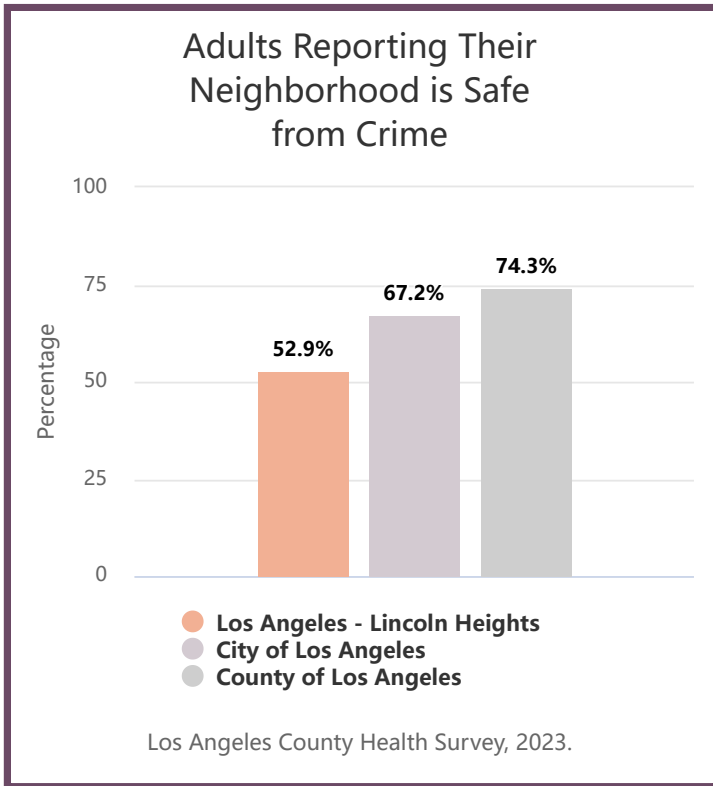
- [Firearm Mortality](#)

This indicator provides information about the five-year aggregated mortality rate (deaths per 100,000 population) from firearms and includes homicides, suicides, accidental deaths, deaths by law enforcement, and deaths for which intent was undetermined. Mortality rate is based on the location of residence and has been age-adjusted to the 2000 US standard population.

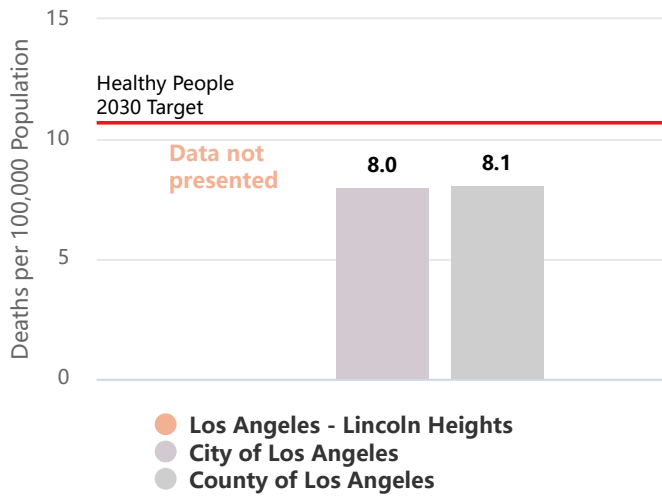
Violence is a public health crisis in the US, with gun violence being a major driver. In the US, the age-adjusted homicide rate from firearms is more than 20 times higher than in the European Union or in Australia.

Significant disparities by age, sex, and race and ethnicity exist, with young adults (ages 15- 34 years), males, and Black individuals most disproportionately impacted. Firearm-related suicides disproportionately impact older, White men. Comprehensive prevention strategies should work to address underlying physical, social, economic, and structural conditions known to increase risk.

Community Safety Indicators



Firearm Mortality



Los Angeles County Annual Death Files 2018-2021 and 2022 (Provisional), assembled from California Department of Public Health Vital Records Data; Population Estimates, prepared by Hedderson Demographic Services for Los Angeles County, 2020.



COUNTY OF LOS ANGELES

Public Health

313 N. Figueroa St., Los Angeles, CA 90012

[Twitter](#) | [Facebook](#) | [Instagram](#) | [YouTube](#)